



ROCKCRUSHER

ROCKCRUSHER HD SERIES

EXPERIENCE

With over 35 years of experience in the crushing industry, Hartl ROCKCRUSHER is the technology leader in the market. This application knowledge, together with robust engineering and a focus on quality, guarantees the highest performance and product durability.

KEY ADVANTAGES

Quattro Movement

The unique Quattro Movement produces a consistent cube-shaped end product that is suitable for use as aggregate. With the unique crushing movement, the ROCKCRUSHER guarantees higher throughput, increased cube-shaped end product, limited flakes and fines, and reduced wear on the jaw plates.

Reverse Function

The Reverse Function enables jammed material to be ejected at the flick of a switch. The ROCKCRUSHER guarantees crushing with no interruption!

THAT ROCKS!



NEWEST TECHNOLOGIES

- Quattro Movement
unique movement enables cube-shaped end product
- Reverse Function
efficiently removes jammed material

HIGH DURABILITY

- most robust design on the market
- replaceable wear parts

THE BEST PRICE-PERFORMANCE RATIO

- low investment - ideal for start-ups or small operations
- low operation costs - 1 EUR per crushed ton
- more tons per hour through XXL jaw plates
- increased revenue through cubical material
- only one operator and one excavator needed
- no disposal cost
- no transportation of material



MATERIALS



APPLICATIONS

- Demolition
- Quarrying
- Infrastructure / Road construction
- Excavation
- Recycling
- Natural stone processing

MATERIALS

- Concrete
- Asphalt
- Glass and ceramic
- Natural Rock
- Brick
- Mixed inert material

EXCAVATOR SIZE

excavator in t	Rockcrusher (HBC)
≥ 12	RC 7 R (650)
≥ 20	RC 9 R (750)
≥ 25	RC 11 R (950)
≥ 35	RC 13 R (1250)

CUBE-SHAPED END PRODUCT

The ROCKCRUSHER allows unrivaled throughput capacity with minimal wear, as well as a consistent, cube-shaped end product.



APPLICATIONS



DEMOLITION

On-site Crushing - with the ROCKCRUSHER, material can be crushed directly on site. Disposal or transportation costs to stationary crushing plants are avoided. Operation cost is less than 1 EUR per ton of processed material (including fuel and maintenance costs).

THAT ROCKS! 

- on-site crushing
- no disposal or transportation costs
- reusable backfill material

THAT ROCKS! 

- mobile and flexible
- low investment
- crushed material with minimal fines and flaky material




RECYCLING

Less regulation - Materials can be crushed and recycled right on site, usually without the need for special permits. With its operating cost of less than 1 EUR per ton, smaller projects become viable with the ROCKCRUSHER.



EXCAVATION

Reusable backfill material - the onsite crushed material can be used for backfill without further processing. The cube-shaped end product will solidify the soil with less risk of unwanted bumps or sinkholes.

THAT ROCKS! 

- cube-shaped end product
- low investment
- low operation costs

THAT ROCKS! 

- working along the track
- reusable backfill material
- work in restricted areas




INFRASTRUCTURE

Mobile projects - in road and infrastructure construction the ROCKCRUSHER saves operation and investment costs. Cost of purchasing additional materials can be saved by re-using the crushed material on site.



QUARRYING

Remarkable throughput capacity - thanks to the unrivaled XXL jaw plates and the Quattro Movement, the ROCKCRUSHER can offer very high throughput capacity. Especially for smaller enterprises and startups, the ROCKCRUSHER offers a cost effective solution.

THAT ROCKS! 

- on-site crushing
- works in tighter spaces
- reusable backfill material

THAT ROCKS! 

- low investment
- cube-shaped end product
- output with minimal fines and flaky material



NATURAL ROCK

Consistent aggregate size - in natural rock processing, the consistency of the size and shape of the output is paramount. With the ROCKCRUSHER a cube-shaped end product can be achieved - with very little fines and flaky material. Because of these characteristics, the processed material can be resold or re-used on site.



ADVANTAGES

TECHNOLOGICAL ADVANTAGES

Designed for durability and ease of service. The ROCKCRUSHER's Central Lubrication System and replaceable wear parts significantly reduce time-intensive maintenance.



DOUBLE SPRING

ROCKCRUSHER's double spring system reduces the potential for spring malfunction while stabilizing the toggle plate and buffering the movement of the jaw plates.



WEAR PLATES

ROCKCRUSHER has replaceable cheek plates to help avoid wear on the frame structure.



ROBUST JAWSTOCK

Casted in one piece, the jawstock provides a robust base for the crusher, ensuring mechanical resilience and stability.

OPTIONS

The following supplementary equipment is available:




WATER SPRAY BAR

Integrated spraying system for dust suppression.



CAMERA

Camera and monitor for live monitoring of the crushing chamber.



MAGNET

For sorting metals after crushing mixed material such as reinforced concrete.

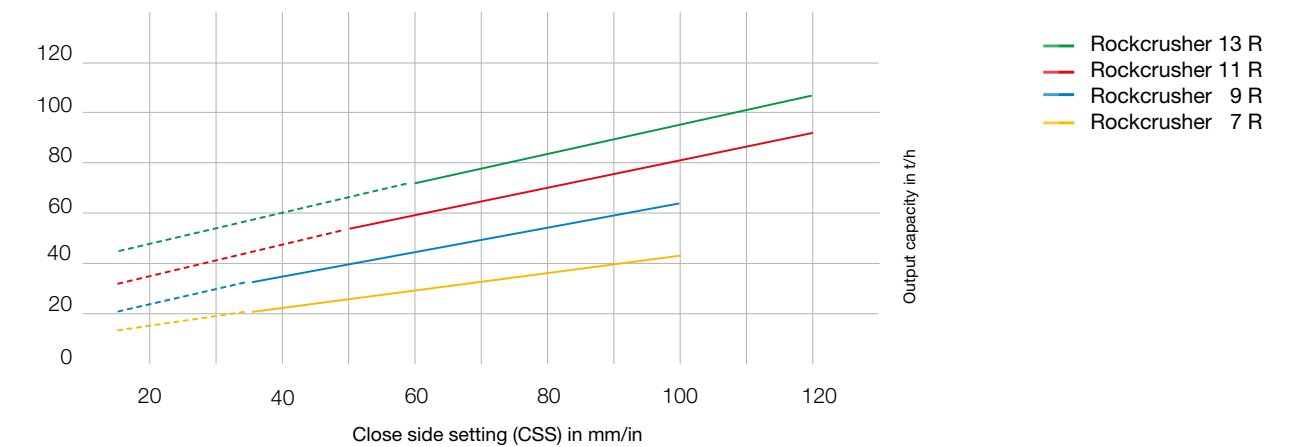
TECHNICAL SPECIFICATIONS

Model	RC 7 R (HBC 650)	RC 9 R (HBC 750)	RC 11 R (HBC 950)	RC 13 R (HBC1250)
Excavator size t	≥ 12	≥ 20	≥ 25	≥ 35
Inlet opening mm	650 x 500	750 x 500	950 x 525	1250 x 570
Surface size jaw plates m ²	0,9	1,2	1,7	2,4
Gap adjustment min-max mm	10 - 100	12 - 100	12 - 100	12 - 120
Oil flow in l/min	>100	>145	>200	>290
Oil pressure in bar	220	220	220	220
Weight in kg	2000	3000	4100	6100
Length in mm	1940	2210	2350	2570
Width in mm	1100	1210	1450	1820
Height in mm	1300	1370	1390	1550

ROCKCRUSHER PERFORMANCE

The Rockcrusher breaks the material most efficiently at a ratio of 1:6. With the variable gap setting, the final size is determined by the user.

ROCKCRUSHER *



* The production capacities vary based on material, feed size and close side setting. Indicated capacities based on medium hard material crushed under optimal conditions and taking the swivel time into account.

SUPERIOR TECHNOLOGY



QUATTRO MOVEMENT

The unique crushing movement guarantees higher throughput, increased cube-shaped end product, limited flakes and fines, and reduced wear on the jaw plates.

- **pre-crushing in the upper part of the crushing chamber**
- **high throughput capacity**
- **less friction = less wear**
- **30% more cube-shaped end product**

The unique way of working:

- The upper part of the crushing chamber enables a pre-crushing of the material. It allows a greater amount of material to be loaded.
- The pre-crushed material pushes down into the middle part of the crushing chamber enabling secondary crushing and an optimal material flow with high throughput capacity.
- The lower part of the crusher shapes the material into a cube-shaped end product.



REVERSE CRUSHING FUNCTION

Jammed material is easily ejected by reversing the crusher movement.

- **crushing with no interruption**
- **no more smashing the bucket against the ground**
- **no extra emptying of the bucket**
- **increased productivity**



ROCKCRUSHER

UNINTERRUPTED CRUSHING



www.rock.zone

ROCK.ZONE GmbH

Sandweg 10 · 74595 Langenburg / Germany

+49 7905 941 99 0 · info@rock.zone

March 2021: Product specifications and prices are subject to change without notice or obligation. The photographs and/or drawings contained in this document are for illustration only. Please refer to the relevant Operating Manual for instructions on the proper use of this equipment. Failure to adhere to the appropriate Operating Manual when using our products or otherwise negligent behaviour can result in serious injury or death. The standard written warranty is the only warranty that applies to our products. Roka GmbH provides no further warranty, either expressly nor implied.

© ROCK.ZONE GmbH 2021